



LORY MESH

Open Cell 12 W Spot LED Luminaire

Order Code : 3266888
Product Code : LRY 012H 40CM00 36 1K1 20 KR FLP



Product Data

Standard Features

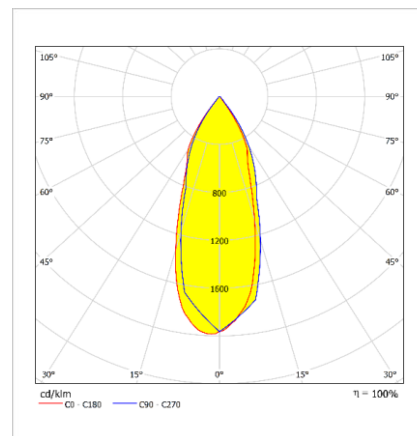
Housing	: Aluminium housing
Optic	: 36° Reflector
Ceiling Type	: Open Cell
IP Grade	: IP20
Installation	: Recessed mounted
Light Source	: COB LED
Electronic Control	: On-Off

Optical & Electrical Features

Power Consumption	: 12 W
Final Luminous Flux	: 1149 lm
Efficacy	: 95.75 lm/W
Input Voltage	: 220-240 V AC
Frequency	: 50-60 Hz
Power Factor	: $\cos \phi > 0,9$
Correlated Color Temperature	: 4000K
Color Rendering Index	: >80

*There is $\pm 10\%$ tolerance in the technical values.

Photometric Curve



Other Features & Conditions

Operating Temperature Range	: -5 °C / +35 °C
Operating Temperature Range With Emergency Kit	: +5 °C / +35 °C
Impact Resistance	: IK03
Led Life Time - L70	: 72.000 saat @Ta= 35 °C

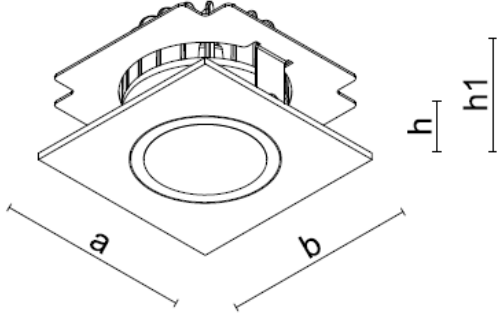
Optional Features

Correlated Color Temperatures	: 2700K / 3000K / 6500K
Emergency Kit Options	: 1 / 3 hours
DALI Option	: Yes
Degree Option	: 24° / 60°

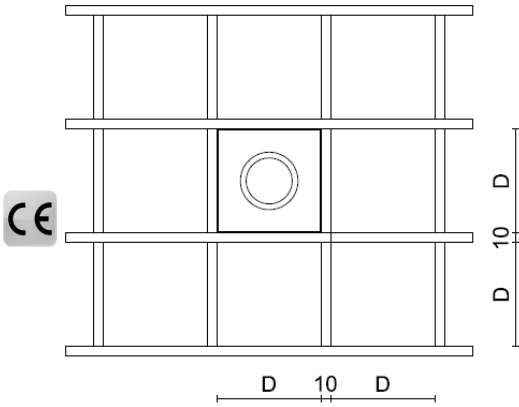
LORY MESH

Open Cell 12 W Spot LED Luminaire

3266888 LRY 012H 40CM00 36 1K1 20 KR FLP



Cell Ceiling




Dimensions (mm)

	a	b	h	h1	D
85X85	85	85	32	75	85
90X90	90	90	32	75	90

Weight (kg)

Standard	0,5
----------	-----



- EAE, reserves the right to make changes without prior notice.



EAE Aydınlatma A.Ş.

İkitelli Organize Sanayi Bölgesi Eski Turgut Özal Caddesi No:20 Başakşehir / İSTANBUL-TURKEY

Phone: +90 212 413 21 00 (pbx) Fax: +90 212 549 37 90

www.eaeaydinlatma.com.tr

Revizyon tarihi: 04.10.2022